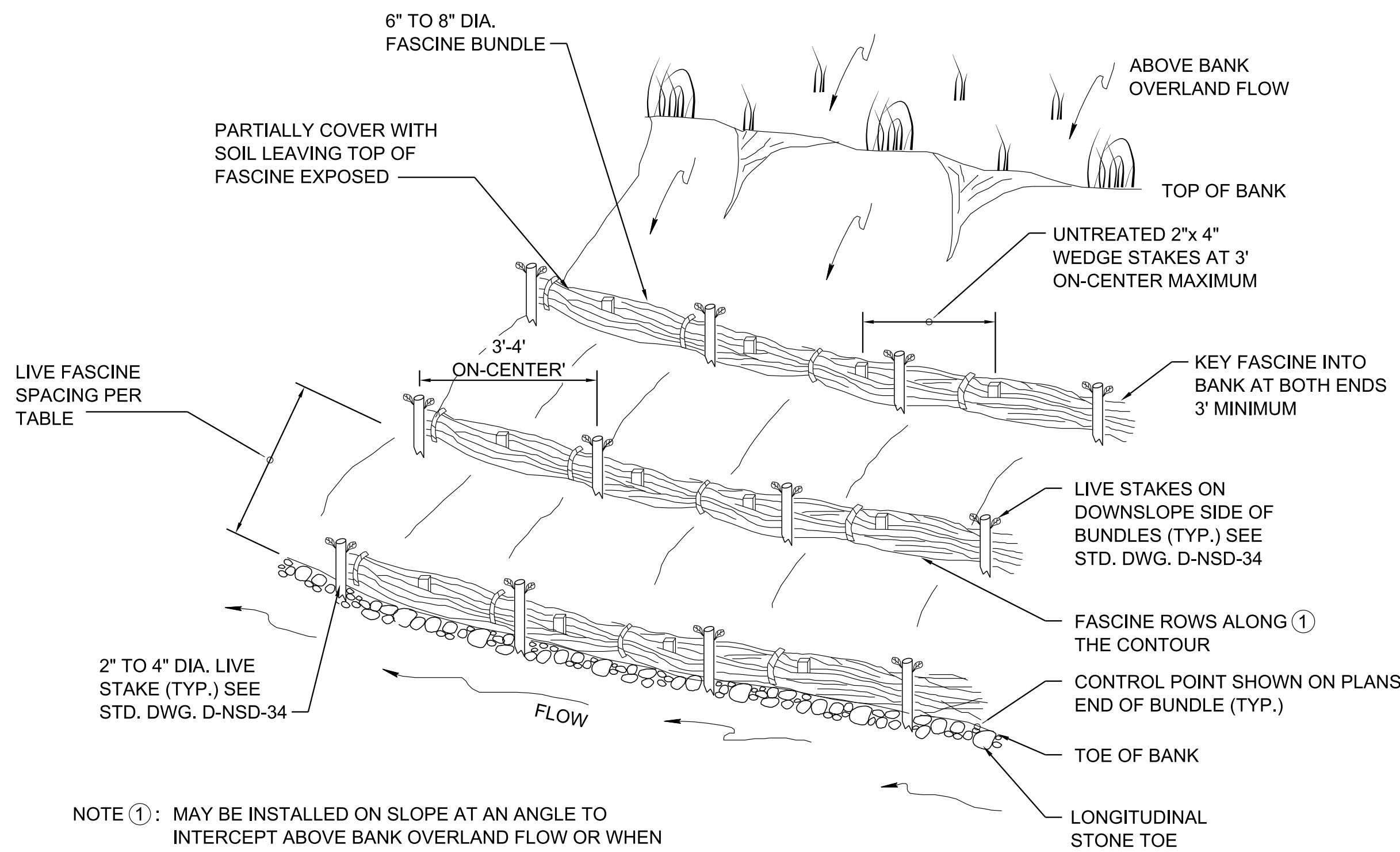


6-FEB-2017 13:33  
\\AG03DCWF00008.net\ods.state.tn.us\SHARED\Standard\DESIGN STANDARDS\Standards Drawings Library\2017 Standard Drawing Revisions\D-NSD-35-10106.dgn



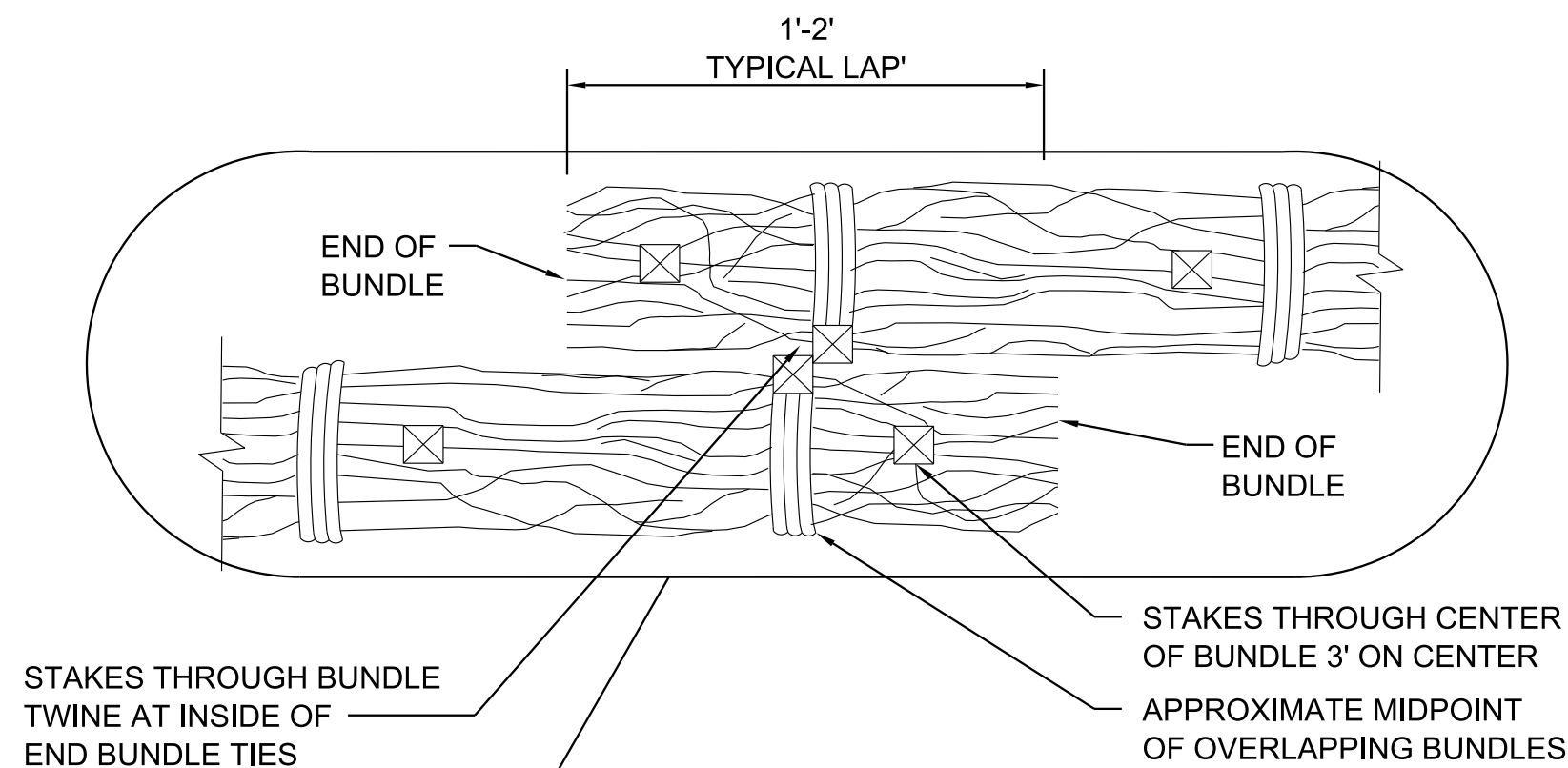
NOTE ①: MAY BE INSTALLED ON SLOPE AT AN ANGLE TO INTERCEPT ABOVE BANK OVERLAND FLOW OR WHEN STREAM FLOWS EXCEED 8 FEET PER SECOND

### ISOMETRIC VIEW

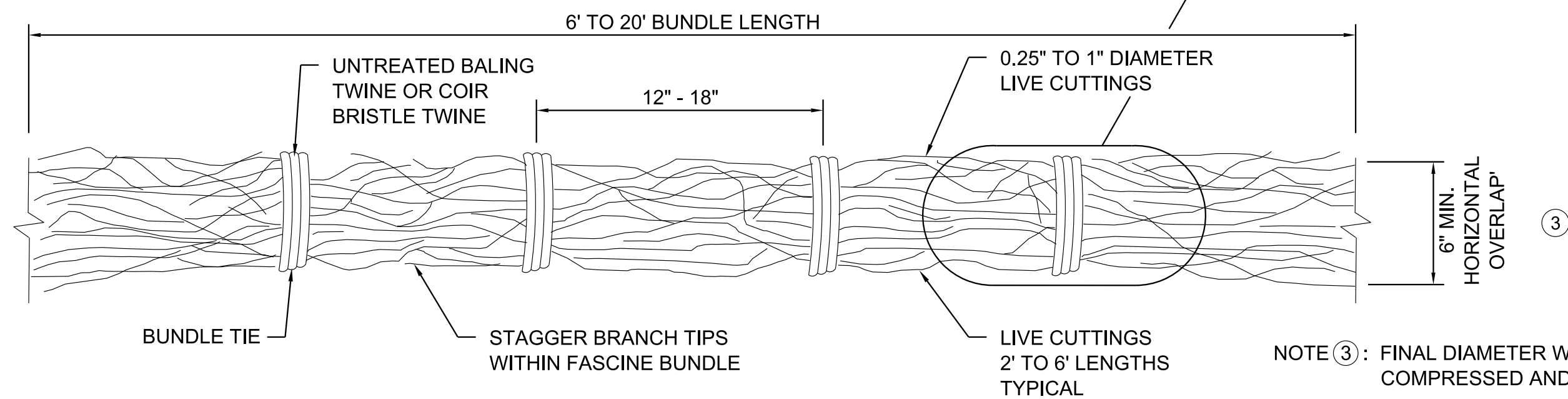
SHOWN ON SURFACE FOR CLARITY FASCINES SHALL BE TRENCHED IN AS SHOWN IN SECTION VIEW

SLOPE	SOIL TYPE	
	COHESIVE	NON-COHESIVE
1H:1V	3*	NA
1H:1V-2H:1V	3-4*	NA
2H:1V-3H:1V	4-5*	3-4*
3H:1V-4H:1V	5-6	4-5*
4:1 OR FLATTER	6-8	5-7

\* USE OF AN EROSION CONTROL BLANKET BETWEEN THE LIVE FASCINE AND BANK RECOMMENDED

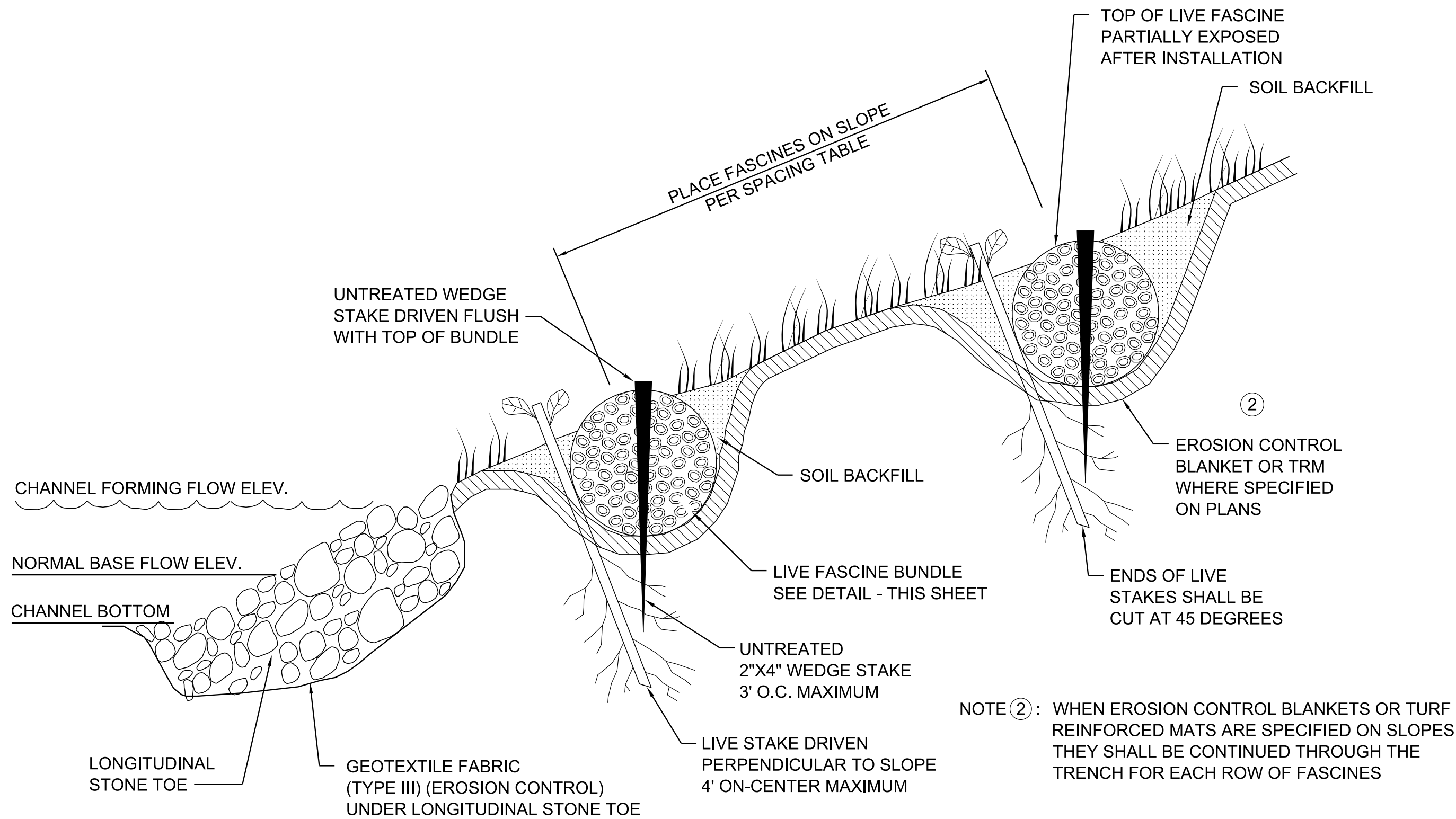


### OVERLAP DETAIL



### LIVE FASCINES DETAIL

STREAM MITIGATION PLAN LEGEND: <img alt="arrow symbol" data-bbox="215 938 225 950"/> LF <img alt="arrow symbol" data-bbox="235 938 245 950"/> LF <img alt="arrow symbol" data-bbox="255 938 265 950"/> LIVE FASCINE



NOTE ②: WHEN EROSION CONTROL BLANKETS OR TURF REINFORCED MATS ARE SPECIFIED ON SLOPES THEY SHALL BE CONTINUED THROUGH THE TRENCH FOR EACH ROW OF FASCINES

### SECTION VIEW

### LIVE FASCINES NOTES

- LIVE FASCINES ARE CYLINDRICAL BUNDLES OF LIVE BRANCH CUTTINGS USED AS A BANK STABILIZATION MEASURE TO PROTECT A BANK AND TOE FROM SURFACE EROSION, TRAP SEDIMENTS, AND INCREASE SLOPE STABILITY WITH A DEVELOPED ROOT SYSTEM. FASCINES ARE USED ABOVE THE BASE FLOW ELEVATION OF A SLOPE TO TRAP SEED AND SEDIMENT AND TO ENHANCE CONDITIONS FOR COLONIZATION OF NATIVE VEGETATION USED IN THE BUNDLES.
- CONSTRUCTION OF FASCINES ON SLOPES SHALL CONFORM TO ASTM D6599.
- THIS MEASURE MAY BE COMBINED WITH OTHER SLOPE STABILIZATION MEASURES INCLUDING LIVE STAKES, EROSION CONTROL BLANKET, TURF REINFORCED MAT, BRUSH MATTRESSES, AND LONGITUDINAL STONE TOE.
- NOT SUITABLE FOR USE ON SLOPES COMPRISED OF SAND, GRAVEL, OR ROCK, OR ON SLOPES THAT ARE NOT IN FULL SUNLIGHT. FASCINES SHALL NOT BE USED WHERE THEY WILL BE SUBJECTED TO CONCENTRATED FLOW FROM ABOVE THE STREAMBANK OR WHERE CHANNEL FLOW VELOCITIES EXCEED 12 FEET PER SECOND.
- FASCINES SHALL BE PLACED ON A SLOPE ALONG THE CONTOUR AND SHALL BE KEYED INTO BANK AT BOTH ENDS OF THE FASCINE ROW A MINIMUM OF 3 FEET.
- FASCINE BUNDLES SHALL BE CONSTRUCTED OF LIVE DORMANT BRANCH CUTTINGS RANDOMLY BOUND TOGETHER WITH UNTREATED TWINE EVERY 12 TO 18 INCHES. BASAL (CUT) ENDS OF BRANCHES SHALL BE ALTERNATING WITHIN THE FASCINE BUNDLE.
- FASCINES SHALL BE OVERLAPPED AT THE ENDS A MINIMUM OF ONE FOOT WITH THE UPSTREAM FASCINE OVERLAPPING BELOW THE DOWNSTREAM FASCINE.
- UNTREATED 2"x4" WEDGE STAKES SHALL BE INSTALLED FLUSH WITH THE TOP OF THE FASCINE BUNDLES AND SHALL BE SPACED AT 3 FEET ON-CENTER MAXIMUM.
- LIVE DORMANT BRANCH CUTTINGS SHALL BE OBTAINED FROM LOCAL SOURCES APPROVED BY THE ENGINEER.
- LIVE FASCINES SHALL BE PAID FOR UNDER THE FOLLOWING ITEM NUMBER:

209-03.45 STREAM MITIGATION - LIVE FASCINES (SPECIES) PER LINEAR FOOT

LIVE STAKES, LONGITUDINAL STONE TOE, EROSION CONTROL BLANKETS AND TURF REINFORCED MATS SHALL BE PAID FOR ACCORDING TO THEIR RESPECTIVE ITEM NUMBERS.

PAYMENT FOR LIVE FASCINES SHALL INCLUDE ALL MATERIALS AND LABOR NECESSARY FOR THE CONSTRUCTION OF THE LIVE FASCINE.

MATERIAL SHOWN ARE ONLY A GRAPHICAL REPRESENTATION AND DO NOT DEPICT THE ACTUAL DEPTH OR QUANTITY OF MATERIALS TO APPROPRIATELY CONSTRUCT OR STABILIZE THE CHANNEL.

NOT TO SCALE

STATE OF TENNESSEE  
DEPARTMENT OF TRANSPORTATION

LIVE FASCINES

08-01-16

D-NSD-35